

Computerised results and timing service

**ROUND 2: SPA FRANCORCHAMPS**  
**FORMULA RENAULT 3.5 SERIES**  
**COLLECTIVE TEST 1**  
**Classification**

Driver	Nation	ASN	Team	Time	Lap	Total	Gap	Kph
1 5 Jean Eric VERGNE	FRA	FRA	CARLIN	<b>2:05.271</b>	16	20	-	<b>201.3</b>
2 25 Daniel ZAMPIERI	ITA	ITA	BVM TARGET	<b>2:05.777</b>	18	19	+0.506	<b>200.4</b>
3 6 Robert WICKENS	CAN	CAN	CARLIN	<b>2:05.890</b>	14	18	+0.619	<b>200.3</b>
4 2 Arthur PIC	FRA	FRA	TECH 1 RACING	<b>2:05.901</b>	22	23	+0.630	<b>200.2</b>
5 21 Anton NEBYLITSKIY	RUS	RUS	KMP RACING	<b>2:05.953</b>	17	22	+0.682	<b>200.2</b>
6 3 Daniel RICCIARDO	AUS	AUS	ISR	<b>2:05.994</b>	13	19	+0.723	<b>200.1</b>
7 12 Albert COSTA	ESP	ESP	EPIC RACING	<b>2:06.084</b>	20	23	+0.813	<b>200.0</b>
8 24 Daniil MOVE	RUS	RUS	P1 MOTORSPORT	<b>2:06.098</b>	21	22	+0.827	<b>199.9</b>
9 23 Walter GRUBMULLER	AUT	AUT	P1 MOTORSPORT	<b>2:06.110</b>	20	22	+0.839	<b>199.9</b>
10 7 Alexander ROSSI	USA	USA	FORTEC MOTORSPORTS	<b>2:06.117</b>	16	21	+0.846	<b>199.9</b>
11 26 Sergio CANAMASAS	ESP	ESP	BVM TARGET	<b>2:06.118</b>	21	22	+0.847	<b>199.9</b>
12 28 Brendon HARTLEY	NZL	NZL	GRAVITY - CHAROUZ	<b>2:06.199</b>	23	25	+0.928	<b>199.8</b>
13 19 Chris VAN DER DRIFT	NZL	NZL	MOFAZ RACING	<b>2:06.315</b>	4	18	+1.044	<b>199.6</b>
14 27 Jan CHAROUZ	CZE	CZE	GRAVITY - CHAROUZ	<b>2:06.420</b>	22	22	+1.149	<b>199.4</b>
15 22 Nelson PANCIATICI	FRA	FRA	KMP RACING	<b>2:06.476</b>	19	21	+1.205	<b>199.3</b>
16 11 Sten PENTUS	EST	EST	EPIC RACING	<b>2:06.618</b>	22	24	+1.347	<b>199.1</b>
17 15 Stephane RICHELMI	MON	MON	INTERNATIONAL DRACO RACING	<b>2:06.685</b>	22	25	+1.414	<b>199.0</b>
18 16 Andre NEGRAO	BRA	BRA	INTERNATIONAL DRACO RACING	<b>2:06.796</b>	20	21	+1.525	<b>198.8</b>
19 4 Nathanael BERTHON	FRA	FRA	ISR	<b>2:06.891</b>	13	21	+1.620	<b>198.7</b>
20 8 Cesar RAMOS	BRA	BRA	FORTEC MOTORSPORTS	<b>2:06.912</b>	11	20	+1.641	<b>198.6</b>
21 17 Oliver WEBB	GBR	GBR	PONS RACING	<b>2:07.002</b>	10	22	+1.731	<b>198.5</b>
22 1 Kevin KORJUS	EST	EST	TECH 1 RACING	<b>2:07.116</b>	19	22	+1.845	<b>198.3</b>
23 18 Jean-Karl VERNAY	FRA	FRA		<b>2:07.250</b>	18	19	+1.979	<b>198.1</b>
24 20 Jake ROSENZWEIG	USA	USA	MOFAZ RACING	<b>2:07.905</b>	21	23	+2.634	<b>197.1</b>
25 9 Daniel MCKENZIE	GBR	GBR	COMTEC RACING	<b>2:08.461</b>	22	26	+3.190	<b>196.3</b>
26 10 Daniel DE JONG	NED	NED	COMTEC RACING	<b>2:08.745</b>	21	22	+3.474	<b>195.8</b>

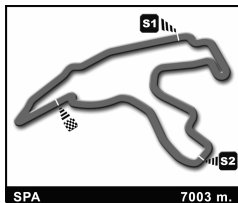
<b>Fastest Lap</b>	Lap 16	Jean Eric VERGNE	<b>2:05.271</b>	201.3 Kph
<b>Circuit Record Lap</b>	3/3/2009	James WALKER	<b>2:04.030</b>	203.3 Kph
<b>Circuit Best Lap</b>	3/3/2008	Giedo VAN DER GARDE	<b>2:02.118</b>	206.4 Kph

Published at: .....

Track Status:

**DRY**

<b>Stewards:</b>	<b>Timekeeper:</b>
------------------	--------------------



Computerised results and timing service

**ROUND 2: SPA FRANCORCHAMPS**  
**FORMULA RENAULT 3.5 SERIES**  
**COLLECTIVE TEST 2**  
**Provisional Classification**

Driver	Nation	ASN	Team		Time	Lap	Total	Gap	Kph
1 8 Cesar RAMOS	BRA	BRA	FORTEC MOTORSPORTS	R	<b>2:04.337</b>	11	15	-	<b>202.8</b>
2 3 Daniel RICCIARDO	AUS	AUS	ISR		<b>2:04.809</b>	8	20	+0.472	<b>202.0</b>
3 12 Albert COSTA	ESP	ESP	EPIC RACING		<b>2:04.836</b>	17	20	+0.499	<b>202.0</b>
4 7 Alexander ROSSI	USA	USA	FORTEC MOTORSPORTS	R	<b>2:04.899</b>	13	16	+0.562	<b>201.8</b>
5 22 Nelson PANCIATICI	FRA	FRA	KMP RACING		<b>2:05.188</b>	13	18	+0.851	<b>201.4</b>
6 6 Robert WICKENS	CAN	CAN	CARLIN		<b>2:05.195</b>	13	17	+0.858	<b>201.4</b>
7 24 Daniil MOVE	RUS	RUS	P1 MOTORSPORT		<b>2:05.237</b>	17	18	+0.900	<b>201.3</b>
8 19 Chris VAN DER DRIFT	NZL	NZL	MOFAZ RACING		<b>2:05.275</b>	7	13	+0.938	<b>201.2</b>
9 23 Walter GRUBMULLER	AUT	AUT	P1 MOTORSPORT		<b>2:05.385</b>	15	17	+1.048	<b>201.1</b>
10 11 Sten PENTUS	EST	EST	EPIC RACING		<b>2:05.405</b>	15	21	+1.068	<b>201.0</b>
11 26 Sergio CANAMASAS	ESP	ESP	BVM TARGET		<b>2:05.430</b>	20	21	+1.093	<b>201.0</b>
12 28 Brendon HARTLEY	NZL	NZL	GRAVITY - CHAROUZ		<b>2:05.455</b>	21	21	+1.118	<b>201.0</b>
13 15 Stephane RICHELMI	MON	MON	INTERNATIONAL DRACO RACING	R	<b>2:05.509</b>	16	19	+1.172	<b>200.9</b>
14 25 Daniel ZAMPIERI	ITA	ITA	BVM TARGET		<b>2:05.593</b>	9	11	+1.256	<b>200.7</b>
15 2 Arthur PIC	FRA	FRA	TECH 1 RACING	R	<b>2:05.633</b>	16	23	+1.296	<b>200.7</b>
16 18 Jean-Karl VERNAY	FRA	FRA	PONS RACING	R	<b>2:05.673</b>	15	19	+1.336	<b>200.6</b>
17 17 Oliver WEBB	GBR	GBR	PONS RACING	R	<b>2:05.838</b>	10	19	+1.501	<b>200.3</b>
18 20 Jake ROSENZWEIG	USA	USA	MOFAZ RACING		<b>2:05.846</b>	12	16	+1.509	<b>200.3</b>
19 1 Kevin KORJUS	EST	EST	TECH 1 RACING	R	<b>2:05.968</b>	12	19	+1.631	<b>200.1</b>
20 4 Nathanael BERTHON	FRA	FRA	ISR		<b>2:06.154</b>	9	19	+1.817	<b>199.8</b>
21 21 Anton NEBYLITSKIY	RUS	RUS	KMP RACING		<b>2:06.181</b>	13	16	+1.844	<b>199.8</b>
22 27 Jan CHAROUZ	CZE	CZE	GRAVITY - CHAROUZ		<b>2:06.202</b>	16	20	+1.865	<b>199.8</b>
23 10 Daniel DE JONG	NED	NED	COMTEC RACING	R	<b>2:06.711</b>	15	19	+2.374	<b>199.0</b>
24 9 Daniel MCKENZIE	GBR	GBR	COMTEC RACING	R	<b>2:06.914</b>	16	23	+2.577	<b>198.6</b>
25 16 Andre NEGRAO	BRA	BRA	INTERNATIONAL DRACO RACING	R	<b>2:07.310</b>	4	11	+2.973	<b>198.0</b>
26 5 Jean Eric VERGNE	FRA	FRA	CARLIN		<b>2:07.729</b>	7	10	+3.392	<b>197.4</b>

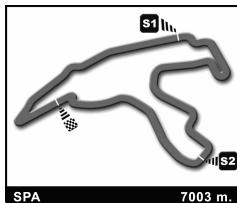
<b>Fastest Lap</b>	Lap 11	Cesar RAMOS	<b>2:04.337</b>	202.8 Kph
<b>Circuit Record Lap</b>	3/3/2009	James WALKER	<b>2:04.030</b>	203.3 Kph
<b>Circuit Best Lap</b>	3/3/2008	Giedo VAN DER GARDE	<b>2:02.118</b>	206.4 Kph

Published at: .....

Track Status:

**DRY**

<b>Race Director:</b>	<b>Timekeeper:</b>
-----------------------	--------------------



Computerised results and timing service

**ROUND 2: SPA FRANCORCHAMPS**  
**FORMULA RENAULT 3.5 SERIES**  
**QUALIFYING 1**  
**Final Classification**

Driver	Nation	ASN	Team	Time	Lap	Total	Gap	Kph
1 6 Robert WICKENS	CAN	CAN	CARLIN	<b>2:02.855</b>	11	12	-	<b>205.2</b>
2 12 Albert COSTA	ESP	ESP	EPIC RACING	<b>2:03.015</b>	12	12	+0.160	<b>204.9</b>
3 5 Jean Eric VERGNE	FRA	FRA	CARLIN	<b>2:03.240</b>	3	12	+0.385	<b>204.6</b>
4 22 Nelson PANCIATICI	FRA	FRA	KMP RACING	<b>2:03.401</b>	11	12	+0.546	<b>204.3</b>
5 28 Brendon HARTLEY	NZL	NZL	GRAVITY - CHAROUZ	<b>2:03.520</b>	12	12	+0.665	<b>204.1</b>
6 3 Daniel RICCIARDO	AUS	AUS	ISR	<b>2:03.552</b>	5	6	+0.697	<b>204.1</b>
7 24 Daniil MOVE	RUS	RUS	P1 MOTORSPORT	<b>2:03.656</b>	12	12	+0.801	<b>203.9</b>
8 26 Sergio CANAMASAS	ESP	ESP	BVM TARGET	<b>2:03.767</b>	4	12	+0.912	<b>203.7</b>
9 19 Chris VAN DER DRIFT	NZL	NZL	MOFAZ RACING	<b>2:03.787</b>	11	11	+0.932	<b>203.7</b>
10 27 Jan CHAROUZ	CZE	CZE	GRAVITY - CHAROUZ	<b>2:03.795</b>	13	13	+0.940	<b>203.6</b>
11 7 Alexander ROSSI	USA	USA	FORTEC MOTORSPORTS	<b>2:03.803</b>	12	12	+0.948	<b>203.6</b>
12 25 Daniel ZAMPIERI	ITA	ITA	BVM TARGET	<b>2:03.847</b>	4	12	+0.992	<b>203.6</b>
13 23 Walter GRUBMULLER	AUT	AUT	P1 MOTORSPORT	<b>2:03.890</b>	10	11	+1.035	<b>203.5</b>
14 8 Cesar RAMOS	BRA	BRA	FORTEC MOTORSPORTS	<b>2:03.965</b>	4	13	+1.110	<b>203.4</b>
15 4 Nathanael BERTHON	FRA	FRA	ISR	<b>2:04.101</b>	10	10	+1.246	<b>203.1</b>
16 20 Jake ROSENZWEIG	USA	USA	MOFAZ RACING	<b>2:04.135</b>	11	11	+1.280	<b>203.1</b>
17 15 Stephane RICHELMI	MON	MON	INTERNATIONAL DRACO RACING	<b>2:04.136</b>	12	12	+1.281	<b>203.1</b>
18 2 Arthur PIC	FRA	FRA	TECH 1 RACING	<b>2:04.140</b>	13	13	+1.285	<b>203.1</b>
19 21 Anton NEBYLITSKIY	RUS	RUS	KMP RACING	<b>2:04.430</b>	12	12	+1.575	<b>202.6</b>
20 11 Sten PENTUS	EST	EST	EPIC RACING	<b>2:04.492</b>	12	12	+1.637	<b>202.5</b>
21 1 Kevin KORJUS	EST	EST	TECH 1 RACING	<b>2:04.523</b>	12	13	+1.668	<b>202.5</b>
22 17 Oliver WEBB	GBR	GBR	PONS RACING	<b>2:04.639</b>	10	10	+1.784	<b>202.3</b>
23 16 Andre NEGRAO	BRA	BRA	INTERNATIONAL DRACO RACING	<b>2:04.739</b>	3	9	+1.884	<b>202.1</b>
24 9 Daniel MCKENZIE	GBR	GBR	COMTEC RACING	<b>2:04.908</b>	12	12	+2.053	<b>201.8</b>
25 18 Jean-Karl VERNAY	FRA	FRA	PONS RACING	<b>2:05.015</b>	3	11	+2.160	<b>201.7</b>
26 10 Daniel DE JONG	NED	NED	COMTEC RACING	<b>2:06.235</b>	11	12	+3.380	<b>199.7</b>

<b>Fastest Lap</b>	Lap 11	Robert WICKENS	<b>2:02.855</b>	205.2 Kph
<b>Circuit Record Lap</b>	3/3/2009	James WALKER	<b>2:04.030</b>	203.3 Kph
<b>Circuit Best Lap</b>	3/3/2008	Giedo VAN DER GARDE	<b>2:02.118</b>	206.4 Kph

Nº 3 AND 16 BEST LAPTIME DELETED DUE TO ART.- 28.12

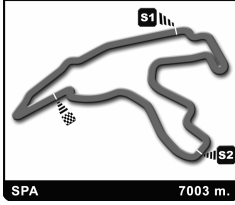
Nº 1 BEST LAPTIME DELETED DUE TO ART.- 24.3

Published at: .....

Track Status:

**DRY**

<b>Stewards:</b>	<b>Timekeeper:</b>
------------------	--------------------



Computerised results and timing service

**ROUND 2: SPA FRANCORCHAMPS**

**FORMULA RENAULT 3.5 SERIES**

**RACE 1 (44' +1 lap)**

**Starting Grid**

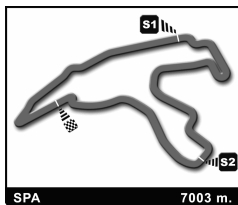
18 - J. VERNAY	2:05.015	25
16 - A. NEGRAO	2:04.739	23
1 - K. KORJUS	2:04.523	21
21 - A. NEBYLITSKIY	2:04.430	19
15 - S. RICHELMI	2:04.136	17
4 - N. BERTHON	2:04.101	15
23 - W. GRUBMULLER	2:03.890	13
7 - A. ROSSI	2:03.803	11
19 - C. VAN DER DRIFT	2:03.787	9
24 - D. MOVE	2:03.656	7
28 - B. HARTLEY	2:03.520	5
5 - J. VERGNE	2:03.240	3
6 - R. WICKENS	2:02.855	1

10 - D. DE JONG	2:06.235	26
9 - D. MCKENZIE	2:04.908	24
17 - O. WEBB	2:04.639	22
11 - S. PENTUS	2:04.492	20
2 - A. PIC	2:04.140	18
20 - J. ROSENZWEIG	2:04.135	16
8 - C. RAMOS	2:03.965	14
25 - D. ZAMPIERI	2:03.847	12
27 - J. CHAROUZ	2:03.795	10
26 - S. CANAMASAS	2:03.767	8
3 - D. RICCIARDO	2:03.552	6
22 - N. PANCIATICI	2:03.401	4
12 - A. COSTA	2:03.015	2



Published at: .....

<b>Stewards:</b>	<b>Timekeeper:</b>
------------------	--------------------



Computerised results and timing service

**ROUND 2: SPA FRANCORCHAMPS**  
**FORMULA RENAULT 3.5 SERIES**  
**RACE 1 (44' + 1 lap)**  
**Final Classification**

Driver	Nation	ASN	Team	Laps	Total Time	Gap	Kph	Best Lap		
								Lap	Time	Kph
1 (25) 6 Robert WICKENS	CAN	CAN	CARLIN	22	46:34.016	-	198.5	4	2:06.295	199.6
2 (18) 5 Jean Eric VERGNE	FRA	FRA	CARLIN	22	46:36.710	+2.694	198.3	4	2:06.397	199.5
3 (15) 12 Albert COSTA	ESP	ESP	EPIC RACING	22	46:53.560	+19.544	197.1	3	2:06.782	198.9
4 (12) 28 Brendon HARTLEY	NZL	NZL	GRAVITY - CHAROUZ	22	46:53.883	+19.867	197.1	4	2:06.680	199.0
5 (10) 22 Nelson PANCIATICI	FRA	FRA	KMP RACING	22	46:54.974	+20.958	197.0	4	2:06.738	198.9
6 (8) 24 Daniil MOVE	RUS	RUS	P1 MOTORSPORT	22	46:55.935	+21.919	197.0	4	2:07.071	198.4
7 (6) 7 Alexander ROSSI	USA	USA	FORTEC MOTORSPORTS	R	46:56.289	+22.273	196.9	4	2:06.788	198.8
8 (4) 27 Jan CHAROUZ	CZE	CZE	GRAVITY - CHAROUZ	22	46:58.713	+24.697	196.8	14	2:07.258	198.1
9 (2) 26 Sergio CANAMASAS	ESP	ESP	BVM TARGET	22	47:01.230	+27.214	196.6	5	2:07.238	198.1
10 (1) 3 Daniel RICCIARDO	AUS	AUS	ISR	22	47:02.088	+28.072	196.5	4	2:07.081	198.4
11 19 Chris VAN DER DRIFT	NZL	NZL	MOFAZ RACING	22	47:03.027	+29.011	196.5	3	2:07.428	197.8
12 23 Walter GRUBMULLER	AUT	AUT	P1 MOTORSPORT	22	47:03.679	+29.663	196.4	9	2:07.211	198.2
13 8 Cesar RAMOS	BRA	BRA	FORTEC MOTORSPORTS	R	47:09.095	+35.079	196.0	11	2:07.322	198.0
14 4 Nathanael BERTHON	FRA	FRA	ISR	22	47:13.617	+39.601	195.7	15	2:07.665	197.5
15 18 Jean-Karl VERNAY	FRA	FRA	PONS RACING	R	47:19.093	+45.077	195.4	4	2:07.631	197.5
16 2 Arthur PIC	FRA	FRA	TECH 1 RACING	R	47:21.351	+47.335	195.2	4	2:07.699	197.4
17 15 Stephane RICHELMI	MON	MON	INTERNATIONAL DRACO RACING	R	47:22.747	+48.731	195.1	3	2:08.024	196.9
18 25 Daniel ZAMPIERI	ITA	ITA	BVM TARGET	22	47:23.161	+49.145	195.1	18	2:07.253	198.1
19 9 Daniel MCKENZIE	GBR	GBR	COMTEC RACING	R	47:24.502	+50.486	195.0	9	2:07.386	197.9
20 20 Jake ROSENZWEIG	USA	USA	MOFAZ RACING	22	47:40.879	+1:06.863	193.9	4	2:07.805	197.3

Not classified:

1 Kevin KORJUS	EST	EST	TECH 1 RACING	R	10	21:53.015		4	2:08.415	196.3
17 Oliver WEBB	GBR	GBR	PONS RACING	R	5	13:47.795		2	2:09.532	194.6
10 Daniel DE JONG	NED	NED	COMTEC RACING	R	4	9:53.968		2	2:09.972	194.0
11 Sten PENTUS	EST	EST	EPIC RACING		2	4:28.704		2	2:09.480	194.7

<b>Pole Position</b>		R. WICKENS		<b>2:02.855</b>	
<b>Fastest Lap</b>	Lap 4	Robert WICKENS		<b>2:06.295</b>	199.6 Kph
<b>Circuit Record Lap</b>	3/3/2009	James WALKER		<b>2:04.030</b>	203.3 Kph
<b>Circuit Best Lap</b>	3/3/2008	Giedo VAN DER GARDE		<b>2:02.118</b>	206.4 Kph

10° PENALTY N° 25 DUE TO TRACK LIMITS

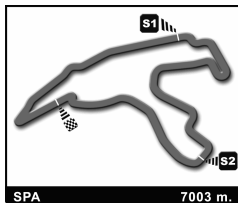
Published at: .....

Track Status:

**DRY**

Stewards:

Timekeeper:



Computerised results and timing service

**ROUND 2: SPA FRANCORCHAMPS**  
**FORMULA RENAULT 3.5 SERIES**  
**QUALIFYING 2**  
**Final Classification**

Driver	Nation	ASN	Team	Time	Lap	Total	Gap	Kph
1 5 Jean Eric VERGNE	FRA	FRA	CARLIN	<b>2:02.394</b>	9	10	-	<b>206.0</b>
2 25 Daniel ZAMPIERI	ITA	ITA	BVM TARGET	<b>2:02.632</b>	9	11	+0.238	<b>205.6</b>
3 6 Robert WICKENS	CAN	CAN	CARLIN	<b>2:02.812</b>	9	10	+0.418	<b>205.3</b>
4 19 Chris VAN DER DRIFT	NZL	NZL	MOFAZ RACING	<b>2:02.814</b>	10	11	+0.420	<b>205.3</b>
5 23 Walter GRUBMULLER	AUT	AUT	P1 MOTORSPORT	<b>2:02.899</b>	9	11	+0.505	<b>205.1</b>
6 8 Cesar RAMOS	BRA	BRA	FORTEC MOTORSPORTS	<b>2:02.952</b>	9	10	+0.558	<b>205.0</b>
7 3 Daniel RICCIARDO	AUS	AUS	ISR	<b>2:02.954</b>	8	9	+0.560	<b>205.0</b>
8 22 Nelson PANCIATICI	FRA	FRA	KMP RACING	<b>2:03.023</b>	11	12	+0.629	<b>204.9</b>
9 21 Anton NEBYLITSKIY	RUS	RUS	KMP RACING	<b>2:03.116</b>	11	12	+0.722	<b>204.8</b>
10 1 Kevin KORJUS	EST	EST	TECH 1 RACING	<b>2:03.161</b>	10	11	+0.767	<b>204.7</b>
11 12 Albert COSTA	ESP	ESP	EPIC RACING	<b>2:03.177</b>	9	11	+0.783	<b>204.7</b>
12 28 Brendon HARTLEY	NZL	NZL	GRAVITY - CHAROUZ	<b>2:03.278</b>	11	11	+0.884	<b>204.5</b>
13 20 Jake ROSENZWEIG	USA	USA	MOFAZ RACING	<b>2:03.341</b>	9	10	+0.947	<b>204.4</b>
14 4 Nathanael BERTHON	FRA	FRA	ISR	<b>2:03.509</b>	10	11	+1.115	<b>204.1</b>
15 7 Alexander ROSSI	USA	USA	FORTEC MOTORSPORTS	<b>2:03.513</b>	9	10	+1.119	<b>204.1</b>
16 2 Arthur PIC	FRA	FRA	TECH 1 RACING	<b>2:03.590</b>	11	12	+1.196	<b>204.0</b>
17 24 Daniil MOVE	RUS	RUS	P1 MOTORSPORT	<b>2:03.684</b>	9	11	+1.290	<b>203.8</b>
18 11 Sten PENTUS	EST	EST	EPIC RACING	<b>2:03.735</b>	10	12	+1.341	<b>203.7</b>
19 17 Oliver WEBB	GBR	GBR	PONS RACING	<b>2:03.813</b>	11	11	+1.419	<b>203.6</b>
20 27 Jan CHAROUZ	CZE	CZE	GRAVITY - CHAROUZ	<b>2:03.829</b>	10	11	+1.435	<b>203.6</b>
21 26 Sergio CANAMASAS	ESP	ESP	BVM TARGET	<b>2:03.849</b>	8	10	+1.455	<b>203.6</b>
22 16 Andre NEGRAO	BRA	BRA	INTERNATIONAL DRACO RACING	<b>2:03.891</b>	10	12	+1.497	<b>203.5</b>
23 15 Stephane RICHELMI	MON	MON	INTERNATIONAL DRACO RACING	<b>2:03.901</b>	9	10	+1.507	<b>203.5</b>
24 9 Daniel MCKENZIE	GBR	GBR	COMTEC RACING	<b>2:04.029</b>	11	11	+1.635	<b>203.3</b>
25 18 Jean-Karl VERNAY	FRA	FRA	PONS RACING	<b>2:04.251</b>	11	12	+1.857	<b>202.9</b>
26 10 Daniel DE JONG	NED	NED	COMTEC RACING	<b>2:04.943</b>	10	11	+2.549	<b>201.8</b>

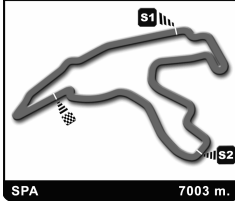
<b>Fastest Lap</b>	Lap 9	Jean Eric VERGNE	<b>2:02.394</b>	206.0 Kph
<b>Circuit Record Lap</b>	3/3/2009	James WALKER	<b>2:04.030</b>	203.3 Kph
<b>Circuit Best Lap</b>	3/3/2008	Giedo VAN DER GARDE	<b>2:02.118</b>	206.4 Kph

Published at: .....

Track Status:

**DRY**

Stewards:	Timekeeper:
-----------	-------------



Computerised results and timing service

**ROUND 2: SPA FRANCORCHAMPS**  
**FORMULA RENAULT 3.5 SERIES**  
**RACE 2 (44' +1 lap)**  
**Starting Grid**

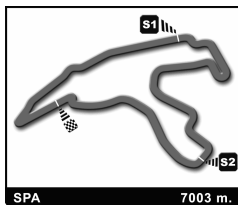
18 - J. VERNAY	2:04.251	25
15 - S. RICHELMI	2:03.901	23
26 - S. CANAMASAS	2:03.849	21
17 - O. WEBB	2:03.813	19
24 - D. MOVE	2:03.684	17
7 - A. ROSSI	2:03.513	15
20 - J. ROSENZWEIG	2:03.341	13
12 - A. COSTA	2:03.177	11
21 - A. NEBYLITSKIY	2:03.116	9
3 - D. RICCIARDO	2:02.954	7
23 - W. GRUBMULLER	2:02.899	5
6 - R. WICKENS	2:02.812	3
5 - J. VERGNE	2:02.394	1

10 - D. DE JONG	2:04.943	26
9 - D. MCKENZIE	2:04.029	24
16 - A. NEGRAO	2:03.891	22
27 - J. CHAROUZ	2:03.829	20
11 - S. PENTUS	2:03.735	18
2 - A. PIC	2:03.590	16
4 - N. BERTHON	2:03.509	14
28 - B. HARTLEY	2:03.278	12
1 - K. KORJUS	2:03.161	10
22 - N. PANCIATICI	2:03.023	8
8 - C. RAMOS	2:02.952	6
19 - C. VAN DER DRIFT	2:02.814	4
25 - D. ZAMPIERI	2:02.632	2



Published at: .....

<b>Stewards:</b>	<b>Timekeeper:</b>
------------------	--------------------



Computerised results and timing service

**ROUND 2: SPA FRANCORCHAMPS**  
**FORMULA RENAULT 3.5 SERIES**  
**RACE 2 (44' + 1 lap)**  
**Final Classification**

Driver	Nation	ASN	Team	Laps	Total Time	Gap	Kph	Best Lap		
								Lap	Time	Kph
1 (25) 5 <b>Jean Eric VERGNE</b>	FRA	FRA	CARLIN	22	<b>46:56.662</b>	-	196.9	13	<b>2:05.856</b>	200.3
2 (18) 6 <b>Robert WICKENS</b>	CAN	CAN	CARLIN	22	<b>46:58.130</b>	+1.468	196.8	8	<b>2:05.774</b>	200.4
3 (15) 19 <b>Chris VAN DER DRIFT</b>	NZL	NZL	MOFAZ RACING	22	<b>46:58.835</b>	+2.173	196.8	10	<b>2:05.979</b>	200.1
4 (12) 25 <b>Daniel ZAMPIERI</b>	ITA	ITA	BVM TARGET	22	<b>47:03.815</b>	+7.153	196.4	14	<b>2:06.221</b>	199.7
5 (10) 12 <b>Albert COSTA</b>	ESP	ESP	EPIC RACING	22	<b>47:05.096</b>	+8.434	196.3	9	<b>2:06.043</b>	200.0
6 (8) 23 <b>Walter GRUBMULLER</b>	AUT	AUT	P1 MOTORSPORT	22	<b>47:05.446</b>	+8.784	196.3	10	<b>2:06.138</b>	199.9
7 (6) 7 <b>Alexander ROSSI</b>	USA	USA	FORTEC MOTORSPORTS	R 22	<b>47:05.845</b>	+9.183	196.3	8	<b>2:06.017</b>	200.1
8 (4) 28 <b>Brendon HARTLEY</b>	NZL	NZL	GRAVITY - CHAROUZ	22	<b>47:06.081</b>	+9.419	196.3	12	<b>2:05.959</b>	200.2
9 (2) 3 <b>Daniel RICCIARDO</b>	AUS	AUS	ISR	22	<b>47:08.470</b>	+11.808	196.1	12	<b>2:06.219</b>	199.7
10 (1) 22 <b>Nelson PANCIATICI</b>	FRA	FRA	KMP RACING	22	<b>47:09.264</b>	+12.602	196.0	20	<b>2:05.917</b>	200.2
11 16 <b>Andre NEGRAO</b>	BRA	BRA	INTERNATIONAL DRACO RACING	R 22	<b>47:14.622</b>	+17.960	195.7	12	<b>2:06.381</b>	199.5
12 2 <b>Arthur PIC</b>	FRA	FRA	TECH 1 RACING	R 22	<b>47:23.532</b>	+26.870	195.1	11	<b>2:06.398</b>	199.5
13 24 <b>Daniil MOVE</b>	RUS	RUS	P1 MOTORSPORT	22	<b>47:26.861</b>	+30.199	194.8	19	<b>2:06.968</b>	198.6
14 11 <b>Sten PENTUS</b>	EST	EST	EPIC RACING	22	<b>47:27.733</b>	+31.071	194.8	14	<b>2:06.321</b>	199.6
15 18 <b>Jean-Karl VERNAY</b>	FRA	FRA	PONS RACING	R 22	<b>47:34.913</b>	+38.251	194.3	8	<b>2:06.464</b>	199.4
16 4 <b>Nathanael BERTHON</b>	FRA	FRA	ISR	22	<b>47:39.039</b>	+42.377	194.0	15	<b>2:07.240</b>	198.1
17 9 <b>Daniel MCKENZIE</b>	GBR	GBR	COMTEC RACING	R 22	<b>47:39.392</b>	+42.730	194.0	9	<b>2:06.305</b>	199.6
18 17 <b>Oliver WEBB</b>	GBR	GBR	PONS RACING	R 22	<b>47:43.521</b>	+46.859	193.7	9	<b>2:06.427</b>	199.4
19 21 <b>Anton NEBYLITSKIY</b>	RUS	RUS	KMP RACING	22	<b>47:44.907</b>	+48.245	193.6	13	<b>2:06.542</b>	199.2
20 27 <b>Jan CHAROUZ</b>	CZE	CZE	GRAVITY - CHAROUZ	22	<b>47:52.750</b>	+56.088	193.1	9	<b>2:06.216</b>	199.7

*Not classified:*

15 <b>Stephane RICHELMI</b>	MON	MON	INTERNATIONAL DRACO RACING	R 17	<b>37:02.112</b>			5	<b>2:07.632</b>	197.5
26 <b>Sergio CANAMASAS</b>	ESP	ESP	BVM TARGET	14	<b>30:43.146</b>			13	<b>2:07.030</b>	198.5
8 <b>Cesar RAMOS</b>	BRA	BRA	FORTEC MOTORSPORTS	R 14	<b>30:43.843</b>			13	<b>2:06.007</b>	200.1
20 <b>Jake ROSENZWEIG</b>	USA	USA	MOFAZ RACING	10	<b>21:40.078</b>			3	<b>2:08.030</b>	196.9
10 <b>Daniel DE JONG</b>	NED	NED	COMTEC RACING	R 9	<b>19:43.731</b>			7	<b>2:07.274</b>	198.1
1 <b>Kevin KORJUS</b>	EST	EST	TECH 1 RACING	R						

<b>Pole Position</b>		J. VERGNE	<b>2:02.394</b>	
<b>Fastest Lap</b>	Lap 8	Robert WICKENS	<b>2:05.774</b>	200.4 Kph
<b>Circuit Record Lap</b>	3/3/2009	James WALKER	<b>2:04.030</b>	203.3 Kph
<b>Circuit Best Lap</b>	3/3/2008	Giedo VAN DER GARDE	<b>2:02.118</b>	206.4 Kph

Published at: .....

Track Status:

**DRY**

<b>Stewards:</b>	<b>Timekeeper:</b>
------------------	--------------------