

Computerised results and timing service

ROUND 1: MOTORLAND
FORMULA RENAULT 3.5 SERIES
COLLECTIVE TEST 1
Provisional Classification

Driver	Nation	ASN	Team	Time	Lap	Total	Gap	Kph
1 22 Nelson PANCIATICI	FRA	FRA	BBC EUROPE	1:44.126	11	23	-	184.8
2 7 Alexander ROSSI	USA	USA	FORTEC MOTORSPORT	1:44.183	9	11	+0.057	184.7
3 24 Daniil MOVE	RUS	RUS	P1 MOTORSPORT	1:44.202	15	19	+0.076	184.7
4 21 Anton NEBYLITSKIY	RUS	RUS	BBC EUROPE	1:44.268	7	15	+0.142	184.5
5 6 Robert WICKENS	CAN	CAN	CARLIN	1:44.272	16	21	+0.146	184.5
6 23 Walter GRUBMULLER	AUT	AUT	P1 MOTORSPORT	1:44.277	13	17	+0.151	184.5
7 15 Stephane RICHELMI	MON	MON	INTERNATIONAL DRACO RACING	1:44.296	16	21	+0.170	184.5
8 12 Albert COSTA	ESP	ESP	EPIC RACING	1:44.459	26	26	+0.333	184.2
9 1 Kevin KORJUS	EST	EST	TECH 1 RACING	1:44.471	21	26	+0.345	184.2
10 2 Arthur PIC	FRA	FRA	TECH 1 RACING	1:44.480	16	24	+0.354	184.2
11 3 Lewis WILLIAMSON	GBR	GBR	ISR	1:44.614	16	20	+0.488	183.9
12 4 Nathanael BERTHON	FRA	FRA	ISR	1:44.649	13	19	+0.523	183.9
13 8 Cesar RAMOS	BRA	BRA	FORTEC MOTORSPORT	1:44.689	11	19	+0.563	183.8
14 16 Andre NEGRAO	BRA	BRA	INTERNATIONAL DRACO RACING	1:44.869	8	22	+0.743	183.5
15 17 Oliver WEBB	GBR	GBR	PONS RACING	1:44.898	11	14	+0.772	183.4
16 11 Sten PENTUS	EST		EPIC RACING	1:44.900	6	25	+0.774	183.4
17 25 Daniel ZAMPIERI	ITA	ITA	TARGET RACING SRL	1:44.904	18	23	+0.778	183.4
18 18 Dominic STOREY	NZL		PONS RACING	1:44.953	11	21	+0.827	183.3
19 9 Daniel MCKENZIE	GBR	GBR	COMTEC RACING	1:44.987	9	29	+0.861	183.3
20 20 Jake ROSENZWEIG	USA	USA	MOFAZ RACING	1:44.993	22	25	+0.867	183.3
21 28 Brendon HARTLEY	NZL	NZL	GRAVITY - CHAROUZ	1:45.009	16	20	+0.883	183.2
22 26 Sergio CANAMASAS	ESP	ESP	TARGET RACING SRL	1:45.011	21	21	+0.885	183.2
23 19 Chris VAN DER DRIFT			MOFAZ RACING	1:45.254	16	17	+1.128	182.8
24 10 Daniel DE JONG	NED	NED	COMTEC RACING	1:45.342	6	16	+1.216	182.7
25 27 Jan CHAROUZ	CZE	CZE	GRAVITY - CHAROUZ	1:45.370	7	12	+1.244	182.6

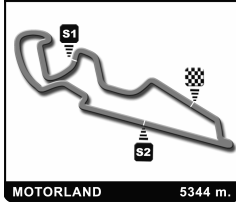
Fastest Lap	Lap 11	Nelson PANCIATICI	1:44.126	184.8 Kph
Circuit Record Lap	25/9/2009	James WALKER	1:44.833	183.5 Kph
Circuit Best Lap	16/3/2010	Daniel RICCIARDO	1:43.478	186.0 Kph

Published at:

Track Status:

DRY

Race Director:	Timekeeper:
-----------------------	--------------------



Computerised results and timing service

ROUND 1: MOTORLAND
FORMULA RENAULT 3.5 SERIES
COLLECTIVE TEST 2
Provisional Classification

Driver	Nation	ASN	Team		Time	Lap	Total	Gap	Kph			
1	8	Cesar RAMOS	BRA	BRA	FORTEC MOTORSPORTS	R	1:43.333	16	18	-	-	186.2
2	7	Alexander ROSSI	USA	USA	FORTEC MOTORSPORTS	R	1:43.334	16	20	+0.001	+0.001	186.2
3	12	Albert COSTA	ESP	ESP	EPIC RACING		1:43.427	16	20	+0.094	+0.093	186.0
4	24	Daniil MOVE	RUS	RUS	P1 MOTORSPORT		1:43.696	21	22	+0.363	+0.269	185.6
5	20	Jake ROSENZWEIG	USA	USA	MOFAZ RACING		1:43.779	16	26	+0.446	+0.083	185.4
6	6	Robert WICKENS	CAN	CAN	CARLIN		1:43.801	17	23	+0.468	+0.022	185.4
7	23	Walter GRUBMULLER	AUT	AUT	P1 MOTORSPORT		1:43.878	14	17	+0.545	+0.077	185.2
8	22	Nelson PANCIATICI	FRA	FRA	KMP RACING		1:44.020	11	21	+0.687	+0.142	185.0
9	4	Nathanael BERTHON	FRA	FRA	ISR		1:44.043	14	25	+0.710	+0.023	184.9
10	11	Sten PENTUS	EST		EPIC RACING		1:44.075	20	22	+0.742	+0.032	184.9
11	1	Kevin KORJUS	EST	EST	TECH 1 RACING	R	1:44.096	12	19	+0.763	+0.021	184.8
12	16	Andre NEGRAO	BRA	BRA	INTERNATIONAL DRACO RACING	R	1:44.196	16	21	+0.863	+0.100	184.7
13	3	Lewis WILLIAMSON	GBR	GBR	ISR	R	1:44.255	23	24	+0.922	+0.059	184.6
14	2	Arthur PIC	FRA	FRA	TECH 1 RACING	R	1:44.266	6	22	+0.933	+0.011	184.5
15	19	Chris VAN DER DRIFT			MOFAZ RACING		1:44.285	8	17	+0.952	+0.019	184.5
16	15	Stephane RICHELMI	MON	MON	INTERNATIONAL DRACO RACING	R	1:44.507	23	24	+1.174	+0.222	184.1
17	18	Dominic STOREY	NZL		PONS RACING		1:44.555	17	25	+1.222	+0.048	184.0
18	25	Daniel ZAMPIERI	ITA	ITA	BVM TARGET		1:44.594	15	16	+1.261	+0.039	184.0
19	17	Oliver WEBB	GBR	GBR	PONS RACING	R	1:44.623	11	21	+1.290	+0.029	183.9
20	9	Daniel MCKENZIE	GBR	GBR	COMTEC RACING	R	1:44.664	14	22	+1.331	+0.041	183.8
21	21	Anton NEBYLITSKIY	RUS	RUS	KMP RACING		1:44.843	14	17	+1.510	+0.179	183.5
22	27	Jan CHAROUZ	CZE	CZE	GRAVITY - CHAROUZ		1:44.910	5	14	+1.577	+0.067	183.4
23	26	Sergio CANAMASAS	ESP	ESP	BVM TARGET		1:44.945	14	23	+1.612	+0.035	183.4
24	28	Brendon HARTLEY	NZL	NZL	GRAVITY - CHAROUZ		1:45.054	21	22	+1.721	+0.109	183.2
25	10	Daniel DE JONG	NED	NED	COMTEC RACING	R	1:45.226	7	20	+1.893	+0.172	182.9

Fastest Lap	Lap 16	Cesar RAMOS	1:43.333	186.2 Kph
Circuit Record Lap	25/9/2009	James WALKER	1:44.833	183.5 Kph
Circuit Best Lap	15/04/2011	Cesar RAMOS	1:43.333	186.2 Kph

Published at:

Track Status:

DRY

Race Director:	Timekeeper:
-----------------------	--------------------



Computerised results and timing service

ROUND 1: MOTORLAND
FORMULA RENAULT 3.5 SERIES
QUALIFYING 1
Final Classification

Driver	Nation	ASN	Team	Time	Lap	Total	Gap	Kph
1 6 Robert WICKENS	CAN	CAN	CARLIN	1:42.901	12	13	-	187.0
2 7 Alexander ROSSI	USA	USA	FORTEC MOTORSPORTS	1:42.930	10	13	+0.029	186.9
3 24 Daniil MOVE	RUS	RUS	P1 MOTORSPORT	1:43.021	13	14	+0.120	186.7
4 26 Sergio CANAMASAS	ESP	ESP	BVM TARGET	1:43.028	12	14	+0.127	186.7
5 1 Kevin KORJUS	EST	EST	TECH 1 RACING	1:43.066	16	16	+0.165	186.7
6 22 Nelson PANCIATICI	FRA	FRA	KMP RACING	1:43.134	12	14	+0.233	186.5
7 12 Albert COSTA	ESP	ESP	EPIC RACING	1:43.288	13	14	+0.387	186.3
8 28 Brendon HARTLEY	NZL	NZL	GRAVITY - CHAROUZ	1:43.301	14	14	+0.400	186.2
9 23 Walter GRUBMULLER	AUT	AUT	P1 MOTORSPORT	1:43.305	10	13	+0.404	186.2
10 3 Lewis WILLIAMSON	GBR	GBR	ISR	1:43.407	13	14	+0.506	186.0
11 11 Sten PENTUS	EST	EST	EPIC RACING	1:43.435	14	14	+0.534	186.0
12 25 Daniel ZAMPIERI	ITA	ITA	BVM TARGET	1:43.448	12	14	+0.547	186.0
13 2 Arthur PIC	FRA	FRA	TECH 1 RACING	1:43.462	14	15	+0.561	185.9
14 19 Chris VAN DER DRIFT	NZL	NZL	MOFAZ RACING	1:43.464	10	13	+0.563	185.9
15 5 Jean Eric VERGNE	FRA	FRA	CARLIN	1:43.513	13	13	+0.612	185.9
16 8 Cesar RAMOS	BRA	BRA	FORTEC MOTORSPORTS	1:43.526	8	12	+0.625	185.8
17 15 Stephane RICHELMI	MON	MON	INTERNATIONAL DRACO RACING	1:43.560	12	13	+0.659	185.8
18 20 Jake ROSENZWEIG	USA	USA	MOFAZ RACING	1:43.683	10	13	+0.782	185.6
19 21 Anton NEBYLITSKIY	RUS	RUS	KMP RACING	1:43.690	10	13	+0.789	185.5
20 16 Andre NEGRAO	BRA	BRA	INTERNATIONAL DRACO RACING	1:43.750	12	13	+0.849	185.4
21 27 Jan CHAROUZ	CZE	CZE	GRAVITY - CHAROUZ	1:43.824	11	12	+0.923	185.3
22 17 Oliver WEBB	GBR	GBR	PONS RACING	1:43.858	11	15	+0.957	185.2
23 4 Nathanael BERTHON	FRA	FRA	ISR	1:43.991	5	6	+1.090	185.0
24 9 Daniel MCKENZIE	GBR	GBR	COMTEC RACING	1:44.032	13	14	+1.131	184.9
25 10 Daniel DE JONG	NED	NED	COMTEC RACING	1:44.134	10	12	+1.233	184.7
26 18 Dominic STOREY	NZL	NZL	PONS RACING	1:44.195	13	14	+1.294	184.6

Fastest Lap	Lap 12	Robert WICKENS	1:42.901	187.0 Kph
Circuit Record Lap	25/9/2009	James WALKER	1:44.833	183.5 Kph
Circuit Best Lap	16/04/2011	Robert WICKENS	1:42.901	187.0 Kph

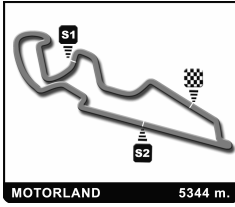
Nº 4 BEST LAPTIME DELETED DUE TO ART.- 28.12

Published at:

Track Status:

DRY

Stewards:	Timekeeper:
-----------	-------------



Computerised results and timing service

ROUND 1: MOTORLAND
FORMULA RENAULT 3.5 SERIES
RACE 1 (44' +1 lap)
Starting Grid

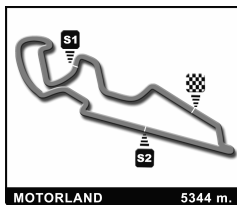
10 - D. DE JONG	1:44.134	25
4 - N. BERTHON	1:43.991	23
27 - J. CHAROUZ	1:43.824	21
21 - A. NEBYLITSKIY	1:43.690	19
15 - S. RICHELMI	1:43.560	17
5 - J. VERGNE	1:43.513	15
2 - A. PIC	1:43.462	13
11 - S. PENTUS	1:43.435	11
23 - W. GRUBMULLER	1:43.305	9
12 - A. COSTA	1:43.288	7
1 - K. KORJUS	1:43.066	5
24 - D. MOVE	1:43.021	3
6 - R. WICKENS	1:42.901	1

18 - D. STOREY	1:44.195	26
9 - D. MCKENZIE	1:44.032	24
17 - O. WEBB	1:43.858	22
16 - A. NEGRAO	1:43.750	20
20 - J. ROSENZWEIG	1:43.683	18
8 - C. RAMOS	1:43.526	16
19 - C. VAN DER DRIFT	1:43.464	14
25 - D. ZAMPIERI	1:43.448	12
3 - L. WILLIAMSON	1:43.407	10
28 - B. HARTLEY	1:43.301	8
22 - N. PANCIATICI	1:43.134	6
26 - S. CANAMASAS	1:43.028	4
7 - A. ROSSI	1:42.930	2



Published at:

Stewards:	Timekeeper:
------------------	--------------------



Computerised results and timing service

ROUND 1: MOTORLAND

FORMULA RENAULT 3.5 SERIES

RACE 1 (44' +1 lap)

Final Classification

Driver	Nation	ASN	Team	Laps	Total Time	Gap	Kph	Best Lap		
								Lap	Time	Kph
1 (25) 7 Alexander ROSSI	USA	USA	FORTEC MOTORSPORTS	R 25	46:29.465	-	172.4	23	1:44.867	183.5
2 (18) 6 Robert WICKENS	CAN	CAN	CARLIN	25	46:37.986	+8.521	171.9	24	1:45.390	182.5
3 (15) 22 Nelson PANCIATICI	FRA	FRA	KMP RACING	25	46:39.112	+9.647	171.8	22	1:45.452	182.4
4 (12) 12 Albert COSTA	ESP	ESP	EPIC RACING	25	46:44.595	+15.130	171.5	15	1:45.442	182.5
5 (10) 24 Daniil MOYE	RUS	RUS	P1 MOTORSPORT	25	46:56.029	+26.564	170.8	18	1:46.063	181.4
6 (8) 5 Jean Eric VERGNE	FRA	FRA	CARLIN	25	46:56.517	+27.052	170.8	8	1:46.113	181.3
7 (6) 23 Walter GRUBMULLER	AUT	AUT	P1 MOTORSPORT	25	46:57.001	+27.536	170.7	7	1:46.174	181.2
8 (4) 19 Chris VAN DER DRIFT	NZL	NZL	MOFAZ RACING	25	46:57.334	+27.869	170.7	19	1:46.228	181.1
9 (2) 25 Daniel ZAMPIERI	ITA	ITA	BVM TARGET	25	46:58.219	+28.754	170.7	20	1:46.273	181.0
10 (1) 11 Sten PENTUS	EST	EST	EPIC RACING	25	46:59.507	+30.042	170.6	8	1:46.121	181.3
11 17 Oliver WEBB	GBR	GBR	PONS RACING	R 25	47:03.867	+34.402	170.3	23	1:46.061	181.4
12 4 Nathanael BERTHON	FRA	FRA	ISR	25	47:05.676	+36.211	170.2	10	1:46.377	180.9
13 20 Jake ROSENZWEIG	USA	USA	MOFAZ RACING	25	47:06.063	+36.598	170.2	21	1:46.302	181.0
14 16 Andre NEGRAO	BRA	BRA	INTERNATIONAL DRACO RACING	R 25	47:06.505	+37.040	170.2	20	1:46.275	181.0
15 3 Lewis WILLIAMSON	GBR	GBR	ISR	R 25	47:07.765	+38.300	170.1	21	1:46.323	180.9
16 15 Stephane RICHELMI	MON	MON	INTERNATIONAL DRACO RACING	R 25	47:08.546	+39.081	170.0	8	1:46.306	181.0
17 27 Jan CHAROUZ	CZE	CZE	GRAVITY - CHAROUZ	25	47:09.591	+40.126	170.0	23	1:45.857	181.7
18 9 Daniel MCKENZIE	GBR	GBR	COMTEC RACING	R 25	47:09.786	+40.321	170.0	8	1:46.293	181.0
19 10 Daniel DE JONG	NED	NED	COMTEC RACING	R 25	47:14.730	+45.265	169.7	7	1:46.218	181.1
20 18 Dominic STOREY	NZL	NZL	PONS RACING	R 25	47:15.348	+45.883	169.6	20	1:46.627	180.4
21 28 Brendon HARTLEY	NZL	NZL	GRAVITY - CHAROUZ	25	47:17.891	+48.426	169.5	20	1:45.533	182.3
22 26 Sergio CANAMASAS	ESP	ESP	BVM TARGET	25	47:21.772	+52.307	169.2	22	1:46.160	181.2
23 8 Cesar RAMOS	BRA	BRA	FORTEC MOTORSPORTS	R 25	47:34.743	+1:05.278	168.5	21	1:45.187	182.9

Not classified:

1 Kevin KORJUS	EST	EST	TECH 1 RACING	R 15	29:10.880			7	1:45.928	181.6
2 Arthur PIC	FRA	FRA	TECH 1 RACING	R						
21 Anton NEBYLITSKIY	RUS	RUS	KMP RACING							

Pole Position		R. WICKENS	1:42.901	
Fastest Lap	Lap 23	Alexander ROSSI	1:44.867	183.5 Kph
Circuit Record Lap	25/9/2009	James WALKER	1:44.833	183.5 Kph
Circuit Best Lap	16/04/2011	Robert WICKENS	1:42.901	187.0 Kph

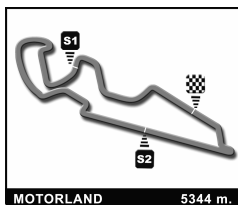
Published at:

Track Status:

DRY

Stewards:

Timekeeper:



Computerised results and timing service

ROUND 1: MOTORLAND
FORMULA RENAULT 3.5 SERIES
QUALIFYING 2
Final Classification

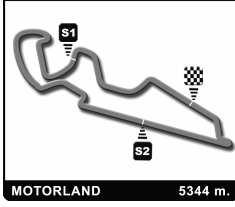
Driver	Nation	ASN	Team		Time	Lap	Total	Gap	Kph			
1	8	Cesar RAMOS	BRA	BRA	FORTEC MOTORSPORTS	R	1:43.168	11	12	-	-	186.5
2	1	Kevin KORJUS	EST	EST	TECH 1 RACING	R	1:43.284	14	14	+0.116	+0.116	186.3
3	12	Albert COSTA	ESP	ESP	EPIC RACING		1:43.294	12	14	+0.126	+0.010	186.2
4	22	Nelson PANCIATICI	FRA	FRA	KMP RACING		1:43.346	12	12	+0.178	+0.052	186.2
5	24	Daniil MOVE	RUS	RUS	P1 MOTORSPORT		1:43.404	12	13	+0.236	+0.058	186.1
6	28	Brendon HARTLEY	NZL	NZL	GRAVITY - CHAROUZ		1:43.477	10	11	+0.309	+0.073	185.9
7	6	Robert WICKENS	CAN	CAN	CARLIN		1:43.486	10	11	+0.318	+0.009	185.9
8	7	Alexander ROSSI	USA	USA	FORTEC MOTORSPORTS	R	1:43.516	10	11	+0.348	+0.030	185.8
9	4	Nathanael BERTHON	FRA	FRA	ISR		1:43.573	13	13	+0.405	+0.057	185.7
10	25	Daniel ZAMPIERI	ITA	ITA	BVM TARGET		1:43.587	11	12	+0.419	+0.014	185.7
11	15	Stephane RICHELMI	MON	MON	INTERNATIONAL DRACO RACING	R	1:43.667	10	12	+0.499	+0.080	185.6
12	19	Chris VAN DER DRIFT	NZL	NZL	MOFAZ RACING		1:43.740	10	12	+0.572	+0.073	185.4
13	2	Arthur PIC	FRA	FRA	TECH 1 RACING	R	1:43.740	10	11	+0.572	+0.000	185.4
14	5	Jean Eric VERGNE	FRA	FRA	CARLIN		1:43.742	11	12	+0.574	+0.002	185.4
15	27	Jan CHAROUZ	CZE	CZE	GRAVITY - CHAROUZ		1:43.812	13	13	+0.644	+0.070	185.3
16	3	Lewis WILLIAMSON	GBR	GBR	ISR	R	1:43.815	13	14	+0.647	+0.003	185.3
17	21	Anton NEBYLITSKIY	RUS	RUS	KMP RACING		1:43.898	12	14	+0.730	+0.083	185.2
18	9	Daniel MCKENZIE	GBR	GBR	COMTEC RACING	R	1:43.966	14	14	+0.798	+0.068	185.0
19	20	Jake ROSENZWEIG	USA	USA	MOFAZ RACING		1:44.017	12	12	+0.849	+0.051	185.0
20	23	Walter GRUBMULLER	AUT	AUT	P1 MOTORSPORT		1:44.089	11	13	+0.921	+0.072	184.8
21	16	Andre NEGRAO	BRA	BRA	INTERNATIONAL DRACO RACING	R	1:44.131	13	13	+0.963	+0.042	184.8
22	17	Oliver WEBB	GBR	GBR	PONS RACING	R	1:44.167	11	13	+0.999	+0.036	184.7
23	26	Sergio CANAMASAS	ESP	ESP	BVM TARGET		1:44.186	7	9	+1.018	+0.019	184.7
24	10	Daniel DE JONG	NED	NED	COMTEC RACING	R	1:44.265	13	13	+1.097	+0.079	184.5
25	11	Sten PENTUS	EST	EST	EPIC RACING		1:44.570	11	13	+1.402	+0.305	184.0
26	18	Dominic STOREY	NZL	NZL	PONS RACING	R	1:44.612	12	13	+1.444	+0.042	183.9

Fastest Lap	Lap 11	Cesar RAMOS	1:43.168	186.5 Kph
Circuit Record Lap	25/9/2009	James WALKER	1:44.833	183.5 Kph
Circuit Best Lap	16/04/2011	Robert WICKENS	1:42.901	187.0 Kph

Published at:

Track Status: **DRY**

Stewards:	Timekeeper:
-----------	-------------



Computerised results and timing service

ROUND 1: MOTORLAND
FORMULA RENAULT 3.5 SERIES
RACE 2 (44' +1 lap)

Starting Grid

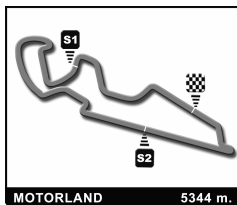
11 - S. PENTUS	1:44.570	25
26 - S. CANAMASAS	1:44.186	23
16 - A. NEGRAO	1:44.131	21
20 - J. ROSENZWEIG	1:44.017	19
21 - A. NEBYLITSKIY	1:43.898	17
27 - J. CHAROUZ	1:43.812	15
2 - A. PIC	1:43.740	13
15 - S. RICHELMI	1:43.667	11
4 - N. BERTHON	1:43.573	9
6 - R. WICKENS	1:43.486	7
24 - D. MOVE	1:43.404	5
12 - A. COSTA	1:43.294	3
8 - C. RAMOS	1:43.168	1

18 - D. STOREY	1:44.612	26
10 - D. DE JONG	1:44.265	24
17 - O. WEBB	1:44.167	22
23 - W. GRUBMULLER	1:44.089	20
9 - D. MCKENZIE	1:43.966	18
3 - L. WILLIAMSON	1:43.815	16
5 - J. VERGNE	1:43.742	14
19 - C. VAN DER DRIFT	1:43.740	12
25 - D. ZAMPIERI	1:43.587	10
7 - A. ROSSI	1:43.516	8
28 - B. HARTLEY	1:43.477	6
22 - N. PANCIATICI	1:43.346	4
1 - K. KORJUS	1:43.284	2



Published at:

Stewards:	Timekeeper:
------------------	--------------------



Computerised results and timing service

ROUND 1: MOTORLAND
FORMULA RENAULT 3.5 SERIES
RACE 2 (44' + 1 lap)
Final Classification

Driver	Nation	ASN	Team	Laps	Total Time	Gap	Kph	Best Lap			
								Lap	Time	Kph	
1 (25) 1 Kevin KORJUS	EST	EST	TECH 1 RACING	R	26	46:11.799	-	180.5	24	1:44.325	184.4
2 (18) 7 Alexander ROSSI	USA	USA	FORTEC MOTORSPORTS	R	26	46:13.534	+1.735	180.3	24	1:44.404	184.3
3 (15) 12 Albert COSTA	ESP	ESP	EPIC RACING		26	46:19.953	+8.154	179.9	25	1:44.757	183.6
4 (12) 8 Cesar RAMOS	BRA	BRA	FORTEC MOTORSPORTS	R	26	46:20.576	+8.777	179.9	24	1:44.823	183.5
5 (10) 6 Robert WICKENS	CAN	CAN	CARLIN		26	46:21.478	+9.679	179.8	24	1:44.505	184.1
6 (8) 21 Anton NEBYLITSKIY	RUS	RUS	KMP RACING		26	46:32.158	+20.359	179.1	24	1:44.405	184.3
7 (6) 5 Jean Eric VERGNE	FRA	FRA	CARLIN		26	46:38.200	+26.401	178.8	26	1:44.915	183.4
8 (4) 4 Nathanael BERTHON	FRA	FRA	ISR		26	46:46.724	+34.925	178.2	14	1:45.591	182.2
9 (2) 16 Andre NEGRAO	BRA	BRA	INTERNATIONAL DRACO RACING	R	26	46:46.898	+35.099	178.2	7	1:45.330	182.6
10 (1) 26 Sergio CANAMASAS	ESP	ESP	BVM TARGET		26	46:47.483	+35.684	178.2	18	1:45.429	182.5
11 11 Sten PENTUS	EST	EST	EPIC RACING		26	46:47.917	+36.118	178.1	22	1:45.022	183.2
12 20 Jake ROSENZWEIG	USA	USA	MOFAZ RACING		26	46:48.606	+36.807	178.1	23	1:45.342	182.6
13 19 Chris VAN DER DRIFT	NZL	NZL	MOFAZ RACING		26	46:48.970	+37.171	178.1	25	1:45.344	182.6
14 2 Arthur PIC	FRA	FRA	TECH 1 RACING	R	26	46:49.557	+37.758	178.0	24	1:44.896	183.4
15 10 Daniel DE JONG	NED	NED	COMTEC RACING	R	26	46:53.262	+41.463	177.8	24	1:45.135	183.0
16 23 Walter GRUBMULLER	AUT	AUT	P1 MOTORSPORT		26	46:58.890	+47.091	177.4	26	1:44.861	183.5
17 17 Oliver WEBB	GBR	GBR	PONS RACING	R	26	47:01.392	+49.593	177.3	24	1:44.999	183.2
18 24 Daniil MOYE	RUS	RUS	P1 MOTORSPORT		26	47:01.714	+49.915	177.3	17	1:45.180	182.9
19 18 Dominic STOREY	NZL	NZL	PONS RACING	R	26	47:10.105	+58.306	176.7	6	1:45.933	181.6
20 3 Lewis WILLIAMSON	GBR	GBR	ISR	R	26	47:10.459	+58.660	176.7	24	1:45.208	182.9
21 25 Daniel ZAMPIERI	ITA	ITA	BVM TARGET		26	47:19.283	+1:07.484	176.2	18	1:45.279	182.7
22 27 Jan CHAROUZ	CZE	CZE	GRAVITY - CHAROUZ		26	47:34.699	+1:22.900	175.2	25	1:44.377	184.3
23 9 Daniel MCKENZIE	GBR	GBR	COMTEC RACING	R	26	47:46.950	+1:35.151	174.5	23	1:44.845	183.5

Not classified:

22 Nelson PANCIATICI	FRA	FRA	KMP RACING		8	14:17.161			7	1:45.299	182.7
28 Brendon HARTLEY	NZL	NZL	GRAVITY - CHAROUZ		1	2:27.875					
15 Stephane RICHELMI	MON	MON	INTERNATIONAL DRACO RACING	R							

Pole Position		C. RAMOS	1:43.168	
Fastest Lap	Lap 24	Kevin KORJUS	1:44.325	184.4 Kph
Circuit Record Lap	17/04/2011	Kevin KORJUS	1:44.325	184.4 Kph
Circuit Best Lap	16/04/2011	Robert WICKENS	1:42.901	187.0 Kph

20° PENALTY TO N° 3 DUE TO ART.- 32.5

Published at:

Track Status:

DRY

Stewards:

Timekeeper: